



Location: CMA1b - Harbour Grand Hotel Boundary Wall

Report on 24-hour TSP monitoring

Action Level ($\mu\text{g}/\text{m}^3$) - 176.7

Limit Level ($\mu\text{g}/\text{m}^3$) - 260

Date	Sampling Time	Weather Condition	Filter paper no.	Filter Weight, g		Elapse Time, hr		Sampling Time, hr	Flow Rate, m^3/min			Total Volume, m^3	TSP Level, $\mu\text{g}/\text{m}^3$
				Initial	Final	Initial	Final		Initial, Q_{si}	Final, Q_{sf}	Average		
27-Sep-19	8:00	Cloudy	CMA1b_24hr_001482	2.7875	2.8828	14347.31	14371.31	24.00	1.23	1.23	1.23	1776	53.7
3-Oct-19	8:00	Fine	CMA1b_24hr_001929	2.8131	2.8619	14374.31	14398.31	24.00	1.23	1.23	1.23	1772	27.5
9-Oct-19	8:00	Cloudy	CMA1b_24hr_001972	2.7970	2.8781	14401.31	14425.31	24.00	1.23	1.23	1.23	1775	45.7
15-Oct-19	8:00	Rainy	CMA1b_24hr_001522	2.7820	2.8372	14428.31	14452.31	24.00	1.24	1.24	1.24	1781	31.0
22-Oct-19	14:02	Fine	CMA1b_24hr_001644	2.7281	2.8831	14483.31	14507.31	24.00	1.18	1.18	1.18	1702	91.1
26-Oct-19	8:00	Fine	CMA1b_24hr_001699	2.7631	2.9460	14507.31	14531.31	24.00	1.18	1.18	1.18	1705	107.3

Remarks: Due to interruption of electricity, the 24hr TSP was rescheduled from 21 October 2019 to 22 October 2019.

Report on 1-hour TSP monitoring

Action Level ($\mu\text{g}/\text{m}^3$) - 320.1

Limit Level ($\mu\text{g}/\text{m}^3$) - 500

Date	Sampling Time	Weather Condition	Filter paper no.	Filter Weight, g		Elapse Time, hr		Sampling Time, hr	Flow Rate, m^3/min			Total Volume, m^3	TSP Level, $\mu\text{g}/\text{m}^3$
				Initial	Final	Initial	Final		Initial, Q_{si}	Final, Q_{sf}	Average		
28-Sep-19	8:10	Fine	CMA1b_1hr_1_001401	2.8039	2.8099	14371.31	14372.31	1.00	1.23	1.23	1.23	74	81.2
28-Sep-19	9:12	Fine	CMA1b_1hr_2_001403	2.8173	2.8261	14372.31	14373.31	1.00	1.23	1.23	1.23	74	119.0
28-Sep-19	10:14	Fine	CMA1b_1hr_3_001405	2.8216	2.8296	14373.31	14374.31	1.00	1.23	1.23	1.23	74	108.2
4-Oct-19	8:45	Fine	CMA1b_1hr_1_001981	2.8775	2.8791	14398.31	14399.31	1.00	1.23	1.23	1.23	74	21.7
4-Oct-19	9:55	Fine	CMA1b_1hr_2_001959	2.8216	2.8242	14399.31	14400.31	1.00	1.23	1.23	1.23	74	35.2
4-Oct-19	11:00	Fine	CMA1b_1hr_3_001965	2.8234	2.8251	14400.31	14401.31	1.00	1.23	1.23	1.23	74	23.0
10-Oct-19	9:05	Cloudy	CMA1b_1hr_1_001507	2.7864	2.7923	14425.31	14426.31	1.00	1.23	1.23	1.23	74	79.8
10-Oct-19	10:10	Cloudy	CMA1b_1hr_2_001512	2.7740	2.7790	14426.31	14427.31	1.00	1.23	1.23	1.23	74	67.6
10-Oct-19	13:00	Cloudy	CMA1b_1hr_3_001518	2.8021	2.8065	14427.31	14428.31	1.00	1.23	1.23	1.23	74	59.5
16-Oct-19	8:15	Cloudy	CMA1b_1hr_1_001572	2.7808	2.7835	14452.31	14453.31	1.00	1.24	1.24	1.24	74	36.4
16-Oct-19	9:17	Cloudy	CMA1b_1hr_2_001567	2.7518	2.7548	14453.31	14454.31	1.00	1.24	1.24	1.24	74	40.4
16-Oct-19	10:19	Cloudy	CMA1b_1hr_3_001560	2.7586	2.7619	14454.31	14455.31	1.00	1.24	1.24	1.24	74	44.5
22-Oct-19	8:51	Fine	CMA1b_1hr_1_001625	2.7675	2.7762	14480.31	14481.31	1.00	1.18	1.18	1.18	71	122.6
22-Oct-19	10:00	Fine	CMA1b_1hr_2_001630	2.7740	2.7822	14481.31	14482.31	1.00	1.18	1.18	1.18	71	115.5
22-Oct-19	13:00	Fine	CMA1b_1hr_3_001636	2.7394	2.7502	14482.31	14483.31	1.00	1.18	1.18	1.18	71	152.1
28-Oct-19	8:55	Fine	CMA1b_1hr_1_001672	2.7360	2.7417	14531.31	14532.31	1.00	1.18	1.18	1.18	71	80.2
28-Oct-19	9:57	Fine	CMA1b_1hr_2_001679	2.7799	2.7865	14532.31	14533.31	1.00	1.18	1.18	1.18	71	92.9
28-Oct-19	10:59	Fine	CMA1b_1hr_3_001682	2.7924	2.8124	14533.31	14534.31	1.00	1.18	1.18	1.18	71	281.4



Location: CMA2a - Causeway Bay Community Centre

Report on 24-hour TSP monitoring
Action Level ($\mu\text{g}/\text{m}^3$) - 169.5
Limit Level ($\mu\text{g}/\text{m}^3$) - 260

Date	Sampling Time	Weather Condition	Filter paper no.	Filter Weight, g		Elapse Time, hr		Sampling Time, hr	Flow Rate, m^3/min			Total Volume, m^3	TSP Level, $\mu\text{g}/\text{m}^3$
				Initial	Final	Initial	Final		Initial, Q_{si}	Final, Q_{sf}	Average		
27-Sep-19	8:00	Cloudy	CMA2a_24hr_001481	2.8062	3.0151	843.14	867.14	24.00	1.64	1.64	1.64	2363	88.4
3-Oct-19	8:00	Fine	CMA2a_24hr_001930	2.8231	2.9297	870.14	894.14	24.00	1.26	1.26	1.26	1809	58.9
9-Oct-19	8:00	Cloudy	CMA2a_24hr_001971	2.8076	2.9528	897.14	921.14	24.00	1.26	1.26	1.26	1812	80.1
15-Oct-19	8:00	Rainy	CMA2a_24hr_001524	2.7849	2.9308	924.14	948.14	24.00	1.18	1.18	1.18	1696	86.0
21-Oct-19	8:00	Fine	CMA2a_24hr_001553	2.7609	2.9348	951.14	975.14	24.00	1.63	1.63	1.63	2341	74.3
26-Oct-19	8:00	Fine	CMA2a_24hr_001645	2.7899	3.0090	978.14	1002.14	24.00	1.63	1.63	1.63	2341	93.6

Report on 1-hour TSP monitoring
Action Level ($\mu\text{g}/\text{m}^3$) - 323.4
Limit Level ($\mu\text{g}/\text{m}^3$) - 500

Date	Sampling Time	Weather Condition	Filter paper no.	Filter Weight, g		Elapse Time, hr		Sampling Time, hr	Flow Rate, m^3/min			Total Volume, m^3	TSP Level, $\mu\text{g}/\text{m}^3$
				Initial	Final	Initial	Final		Initial, Q_{si}	Final, Q_{sf}	Average		
28-Sep-19	8:03	Fine	CMA2a_1hr_1_001402	2.7890	2.8061	867.14	868.14	1.00	1.64	1.64	1.64	98	173.8
28-Sep-19	9:05	Fine	CMA2a_1hr_2_001404	2.7994	2.8120	868.14	869.14	1.00	1.64	1.64	1.64	98	128.1
28-Sep-19	10:07	Fine	CMA2a_1hr_3_001406	2.7982	2.8121	869.14	870.14	1.00	1.64	1.64	1.64	98	141.3
4-Oct-19	9:25	Fine	CMA2a_1hr_1_001980	2.8435	2.8503	894.14	895.14	1.00	1.26	1.26	1.26	75	90.2
4-Oct-19	10:33	Fine	CMA2a_1hr_2_001960	2.8295	2.8373	895.14	896.14	1.00	1.26	1.26	1.26	75	103.5
4-Oct-19	13:00	Fine	CMA2a_1hr_3_001966	2.8437	2.8496	896.14	897.14	1.00	1.26	1.26	1.26	75	78.3
10-Oct-19	9:00	Cloudy	CMA2a_1hr_1_001504	2.7695	2.7778	921.14	922.14	1.00	1.26	1.26	1.26	75	110.0
10-Oct-19	10:02	Cloudy	CMA2a_1hr_2_001513	2.7526	2.7606	922.14	923.14	1.00	1.26	1.26	1.26	75	106.0
10-Oct-19	13:00	Cloudy	CMA2a_1hr_3_001519	2.7727	2.7807	923.14	924.14	1.00	1.26	1.26	1.26	75	106.0
16-Oct-19	8:18	Cloudy	CMA2a_1hr_1_001573	2.8006	2.8089	948.14	949.14	1.00	1.18	1.18	1.18	71	117.4
16-Oct-19	9:20	Cloudy	CMA2a_1hr_2_001566	2.7700	2.7758	949.14	950.14	1.00	1.18	1.18	1.18	71	82.1
16-Oct-19	10:22	Cloudy	CMA2a_1hr_3_001561	2.7736	2.7825	950.14	951.14	1.00	1.18	1.18	1.18	71	125.9
22-Oct-19	9:00	Fine	CMA2a_1hr_1_001624	2.7739	2.7832	975.14	976.14	1.00	1.63	1.63	1.63	98	95.4
22-Oct-19	10:02	Fine	CMA2a_1hr_2_001631	2.7272	2.7348	976.14	977.14	1.00	1.63	1.63	1.63	98	77.9
22-Oct-19	13:00	Fine	CMA2a_1hr_3_001637	2.7586	2.7680	977.14	978.14	1.00	1.63	1.63	1.63	98	96.4
28-Oct-19	8:50	Fine	CMA2a_1hr_1_001673	2.8200	2.8283	1002.14	1003.14	1.00	1.63	1.63	1.63	98	85.1
28-Oct-19	9:52	Fine	CMA2a_1hr_2_001678	2.7844	2.7891	1003.14	1004.14	1.00	1.63	1.63	1.63	98	48.2
28-Oct-19	10:54	Fine	CMA2a_1hr_3_001684	2.7959	2.8180	1004.14	1005.14	1.00	1.63	1.63	1.63	98	226.5



Location: CMA3a - CWB PRE Site Office Area

Report on 24-hour TSP monitoring
Action Level ($\mu\text{g}/\text{m}^3$) - 171
Limit Level ($\mu\text{g}/\text{m}^3$) - 260

Date	Sampling Time	Weather Condition	Filter paper no.	Filter Weight, g		Elapse Time, hr		Sampling Time, hr	Flow Rate, m^3/min			Total Volume, m^3	TSP Level, $\mu\text{g}/\text{m}^3$
				Initial	Final	Initial	Final		Initial, Q_{si}	Final, Q_{sf}	Average		
27-Sep-19	8:00	Cloudy	CMA3a_24hr_001484	2.7830	2.9075	11227.95	11251.95	24.00	1.29	1.29	1.29	1860	66.9
3-Oct-19	8:00	Fine	CMA3a_24hr_001928	2.8265	2.8915	11254.95	11278.95	24.00	1.24	1.24	1.24	1785	36.4
9-Oct-19	8:00	Cloudy	CMA3a_24hr_001970	2.8305	2.9287	11281.95	11305.95	24.00	1.24	1.24	1.24	1788	54.9
15-Oct-19	8:00	Rainy	CMA3a_24hr_001523	2.7682	2.8652	11308.95	11332.95	24.00	1.25	1.25	1.25	1795	54.0
21-Oct-19	8:00	Fine	CMA3a_24hr_001555	2.8027	2.9107	11335.95	11359.95	24.00	1.16	1.16	1.16	1673	64.5
26-Oct-19	8:00	Fine	CMA3a_24hr_001643	2.7594	2.8883	11362.95	11386.95	24.00	1.12	1.12	1.12	1616	79.7

Report on 1-hour TSP monitoring
Action Level ($\mu\text{g}/\text{m}^3$) - 311.3
Limit Level ($\mu\text{g}/\text{m}^3$) - 500

Date	Sampling Time	Weather Condition	Filter paper no.	Filter Weight, g		Elapse Time, hr		Sampling Time, hr	Flow Rate, m^3/min			Total Volume, m^3	TSP Level, $\mu\text{g}/\text{m}^3$
				Initial	Final	Initial	Final		Initial, Q_{si}	Final, Q_{sf}	Average		
28-Sep-19	9:00	Fine	CMA3a_1hr_1_001915	2.8459	2.8545	11251.95	11252.95	1.00	1.29	1.29	1.29	77	111.0
28-Sep-19	10:15	Fine	CMA3a_1hr_2_001920	2.8547	2.8622	11252.95	11253.95	1.00	1.29	1.29	1.29	77	96.8
28-Sep-19	13:00	Fine	CMA3a_1hr_3_001926	2.8112	2.8195	11253.95	11254.95	1.00	1.29	1.29	1.29	77	107.1
4-Oct-19	8:30	Fine	CMA3a_1hr_1_001979	2.8552	2.8581	11278.95	11279.95	1.00	1.24	1.24	1.24	74	39.0
4-Oct-19	9:45	Fine	CMA3a_1hr_2_001958	2.8312	2.8345	11279.95	11280.95	1.00	1.24	1.24	1.24	74	44.4
4-Oct-19	11:00	Fine	CMA3a_1hr_3_001964	2.8335	2.8367	11280.95	11281.95	1.00	1.24	1.24	1.24	74	43.0
10-Oct-19	8:35	Cloudy	CMA3a_1hr_1_001506	2.7827	2.7878	11305.95	11306.95	1.00	1.24	1.24	1.24	74	68.5
10-Oct-19	9:37	Cloudy	CMA3a_1hr_2_001511	2.7792	2.7837	11306.95	11307.95	1.00	1.24	1.24	1.24	74	60.4
10-Oct-19	10:39	Cloudy	CMA3a_1hr_3_001517	2.7643	2.7695	11307.95	11308.95	1.00	1.24	1.24	1.24	74	69.8
16-Oct-19	8:30	Cloudy	CMA3a_1hr_1_001574	2.7859	2.7910	11332.95	11333.95	1.00	1.25	1.25	1.25	75	68.2
16-Oct-19	9:32	Cloudy	CMA3a_1hr_2_001568	2.7743	2.7789	11333.95	11334.95	1.00	1.25	1.25	1.25	75	61.5
16-Oct-19	10:34	Cloudy	CMA3a_1hr_3_001562	2.7515	2.7589	11334.95	11335.95	1.00	1.25	1.25	1.25	75	98.9
22-Oct-19	8:50	Fine	CMA3a_1hr_1_001623	2.8054	2.8119	11359.95	11360.95	1.00	1.20	1.20	1.20	72	90.1
22-Oct-19	9:52	Fine	CMA3a_1hr_2_001629	2.7443	2.7494	11360.95	11361.95	1.00	1.20	1.20	1.20	72	70.7
22-Oct-19	13:00	Fine	CMA3a_1hr_3_001635	2.7672	2.7741	11361.95	11362.95	1.00	1.20	1.20	1.20	72	95.7
28-Oct-19	8:45	Fine	CMA3a_1hr_1_001670	2.7539	2.7585	11386.95	11387.95	1.00	1.12	1.12	1.12	67	68.3
28-Oct-19	9:50	Fine	CMA3a_1hr_2_001677	2.7805	2.7843	11387.95	11388.95	1.00	1.12	1.12	1.12	67	56.4
28-Oct-19	11:00	Fine	CMA3a_1hr_3_001683	2.7696	2.7759	11388.95	11389.95	1.00	1.12	1.12	1.12	67	93.5



Location: CMA4a - SPCA

Report on 24-hour TSP monitoring

Action Level ($\mu\text{g}/\text{m}^3$) - 171.2
Limit Level ($\mu\text{g}/\text{m}^3$) - 260

Date	Sampling Time	Weather Condition	Filter paper no.	Filter Weight, g		Elapse Time, hr		Sampling Time, hr	Flow Rate, m^3/min			Total Volume, m^3	TSP Level, $\mu\text{g}/\text{m}^3$
				Initial	Final	Initial	Final		Initial, Q_{si}	Final, Q_{sf}	Average		
27-Sep-19	8:00	Cloudy	CMA4a_24hr_001485	2.8310	2.9496	28166.45	28190.45	24.00	0.98	0.98	0.98	1412	84.0
3-Oct-19	8:00	Fine	CMA4a_24hr_001927	2.8265	2.8945	28193.45	28217.45	24.00	0.98	0.98	0.98	1408	48.3
9-Oct-19	8:00	Cloudy	CMA4a_24hr_001969	2.8251	2.9278	28220.45	28244.45	24.00	0.98	0.98	0.98	1411	72.8
15-Oct-19	8:00	Rainy	CMA4a_24hr_001521	2.7815	2.8751	28247.45	28271.45	24.00	0.99	0.99	0.99	1420	65.9
21-Oct-19	8:00	Fine	CMA4a_24hr_001556	2.7440	2.8418	28274.45	28298.45	24.00	1.19	1.19	1.19	1714	57.1
26-Oct-19	8:00	Fine	CMA4a_24hr_001642	2.7305	2.8685	28301.45	28325.45	24.00	1.19	1.19	1.19	1715	80.5

Report on 1-hour TSP monitoring

Action Level ($\mu\text{g}/\text{m}^3$) - 312.5
Limit Level ($\mu\text{g}/\text{m}^3$) - 500

Date	Sampling Time	Weather Condition	Filter paper no.	Filter Weight, g		Elapse Time, hr		Sampling Time, hr	Flow Rate, m^3/min			Total Volume, m^3	TSP Level, $\mu\text{g}/\text{m}^3$
				Initial	Final	Initial	Final		Initial, Q_{si}	Final, Q_{sf}	Average		
28-Sep-19	8:52	Fine	CMA4a_1hr_1_001914	2.8823	2.8921	28190.45	28191.45	1.00	0.98	0.98	0.98	59	166.7
28-Sep-19	9:54	Fine	CMA4a_1hr_2_001919	2.8505	2.8586	28191.45	28192.45	1.00	0.98	0.98	0.98	59	137.8
28-Sep-19	10:56	Fine	CMA4a_1hr_3_001925	2.8463	2.8558	28192.45	28193.45	1.00	0.98	0.98	0.98	59	161.6
4-Oct-19	9:15	Fine	CMA4a_1hr_1_001978	2.8441	2.8486	28217.45	28218.45	1.00	0.98	0.98	0.98	59	76.7
4-Oct-19	10:40	Fine	CMA4a_1hr_2_001982	2.8630	2.8673	28218.45	28219.45	1.00	0.98	0.98	0.98	59	73.3
4-Oct-19	13:00	Fine	CMA4a_1hr_3_001963	2.8121	2.8158	28219.45	28220.45	1.00	0.98	0.98	0.98	59	63.1
10-Oct-19	8:30	Cloudy	CMA4a_1hr_1_001505	2.7892	2.7944	28244.45	28245.45	1.00	0.98	0.98	0.98	59	88.5
10-Oct-19	9:32	Cloudy	CMA4a_1hr_2_001510	2.7841	2.7911	28245.45	28246.45	1.00	0.98	0.98	0.98	59	119.1
10-Oct-19	10:34	Cloudy	CMA4a_1hr_3_001516	2.7794	2.7859	28246.45	28247.45	1.00	0.98	0.98	0.98	59	110.6
16-Oct-19	8:35	Cloudy	CMA4a_1hr_1_001575	2.8110	2.8160	28271.45	28272.45	1.00	0.99	0.99	0.99	59	84.5
16-Oct-19	9:37	Cloudy	CMA4a_1hr_2_001569	2.7448	2.7498	28272.45	28273.45	1.00	0.99	0.99	0.99	59	84.5
16-Oct-19	10:39	Cloudy	CMA4a_1hr_3_001563	2.7650	2.7722	28273.45	28274.45	1.00	0.99	0.99	0.99	59	121.7
22-Oct-19	8:55	Fine	CMA4a_1hr_1_001622	2.7784	2.7833	28298.45	28299.45	1.00	1.19	1.19	1.19	71	68.6
22-Oct-19	9:56	Fine	CMA4a_1hr_2_001628	2.7871	2.7925	28299.45	28300.45	1.00	1.19	1.19	1.19	71	75.6
22-Oct-19	10:59	Fine	CMA4a_1hr_3_001634	2.7933	2.8011	28300.45	28301.45	1.00	1.19	1.19	1.19	71	109.3
28-Oct-19	8:42	Fine	CMA4a_1hr_1_001671	2.7660	2.7682	28325.45	28326.45	1.00	1.19	1.19	1.19	71	30.8
28-Oct-19	9:44	Fine	CMA4a_1hr_2_001676	2.7939	2.7970	28326.45	28327.45	1.00	1.19	1.19	1.19	71	43.4
28-Oct-19	10:51	Fine	CMA4a_1hr_3_001681	2.7871	2.7967	28327.45	28328.45	1.00	1.19	1.19	1.19	71	134.3



Location: CMA5b - Pedestrian Plaza

Report on 24-hour TSP monitoring

Action Level ($\mu\text{g}/\text{m}^3$) - 181
Limit Level ($\mu\text{g}/\text{m}^3$) - 260

Date	Sampling Time	Weather Condition	Filter paper no.	Filter Weight, g		Elapse Time, hr		Sampling Time, hr	Flow Rate, m^3/min			Total Volume, m^3	TSP Level, $\mu\text{g}/\text{m}^3$
				Initial	Final	Initial	Final		Initial, Q_{si}	Final, Q_{sf}	Average		
27-Sep-19	8:00	Cloudy	CMA5b_24hr_001483	2.8307	2.8846	12750.22	12774.22	24.00	1.00	1.00	1.00	1434	37.6
3-Oct-19	8:00	Fine	CMA5b_24hr_001940	2.8463	2.8975	12777.22	12801.22	24.00	0.99	0.99	0.99	1430	35.8
9-Oct-19	8:00	Cloudy	CMA5b_24hr_001974	2.8327	2.9132	12804.22	12828.22	24.00	1.00	0.99	1.00	1433	56.2
15-Oct-19	8:00	Rainy	CMA5b_24hr_001600	2.7839	2.8476	12831.22	12855.22	24.00	1.00	1.00	1.00	1441	44.2
21-Oct-19	8:00	Fine	CMA5b_24hr_001557	2.7880	2.8826	12858.22	12882.22	24.00	1.34	1.34	1.34	1930	49.0
26-Oct-19	8:00	Fine	CMA5b_24hr_001641	2.7909	2.8895	12885.22	12909.22	24.00	1.34	1.34	1.34	1931	51.1

Report on 1-hour TSP monitoring

Action Level ($\mu\text{g}/\text{m}^3$) - 332
Limit Level ($\mu\text{g}/\text{m}^3$) - 500

Date	Sampling Time	Weather Condition	Filter paper no.	Filter Weight, g		Elapse Time, hr		Sampling Time, hr	Flow Rate, m^3/min			Total Volume, m^3	TSP Level, $\mu\text{g}/\text{m}^3$
				Initial	Final	Initial	Final		Initial, Q_{si}	Final, Q_{sf}	Average		
28-Sep-19	8:42	Fine	CMA5b_1hr_1_001913	2.8452	2.8509	12774.22	12775.22	1.00	1.00	1.00	1.00	60	95.5
28-Sep-19	9:44	Fine	CMA5b_1hr_2_001918	2.8441	2.8499	12775.22	12776.22	1.00	1.00	1.00	1.00	60	97.1
28-Sep-19	10:46	Fine	CMA5b_1hr_3_001924	2.8216	2.8296	12776.22	12777.22	1.00	1.00	1.00	1.00	60	134.0
4-Oct-19	9:30	Fine	CMA5b_1hr_1_001957	2.8386	2.8422	12801.22	12802.22	1.00	0.99	0.99	0.99	60	60.4
4-Oct-19	10:50	Fine	CMA5b_1hr_2_001961	2.8307	2.8340	12802.22	12803.22	1.00	0.99	0.99	0.99	60	55.4
4-Oct-19	13:00	Fine	CMA5b_1hr_3_001967	2.8211	2.8257	12803.22	12804.22	1.00	0.99	0.99	0.99	60	77.2
10-Oct-19	8:15	Cloudy	CMA5b_1hr_1_001503	2.8291	2.8347	12828.22	12829.22	1.00	0.99	0.99	0.99	60	93.8
10-Oct-19	9:17	Cloudy	CMA5b_1hr_2_001509	2.7908	2.7979	12829.22	12830.22	1.00	0.99	0.99	0.99	60	118.9
10-Oct-19	10:19	Cloudy	CMA5b_1hr_3_001515	2.7588	2.7636	12830.22	12831.22	1.00	0.99	0.99	0.99	60	80.4
16-Oct-19	8:50	Cloudy	CMA5b_1hr_1_001576	2.7881	2.7941	12855.22	12856.22	1.00	1.00	1.00	1.00	60	99.9
16-Oct-19	9:52	Cloudy	CMA5b_1hr_2_001570	2.7954	2.7990	12856.22	12857.22	1.00	1.00	1.00	1.00	60	59.9
16-Oct-19	10:54	Cloudy	CMA5b_1hr_3_001564	2.7576	2.7637	12857.22	12858.22	1.00	1.00	1.00	1.00	60	101.6
22-Oct-19	8:45	Fine	CMA5b_1hr_1_001621	2.8069	2.8128	12882.22	12883.22	1.00	1.34	1.34	1.34	80	73.4
22-Oct-19	9:47	Fine	CMA5b_1hr_2_001627	2.7593	2.7634	12883.22	12884.22	1.00	1.34	1.34	1.34	80	51.0
22-Oct-19	10:49	Fine	CMA5b_1hr_3_001633	2.7580	2.7643	12884.22	12885.22	1.00	1.34	1.34	1.34	80	78.4
28-Oct-19	8:30	Fine	CMA5b_1hr_1_001669	2.7570	2.7609	12909.22	12910.22	1.00	1.34	1.34	1.34	80	48.5
28-Oct-19	9:32	Fine	CMA5b_1hr_2_001675	2.8114	2.8145	12910.22	12911.22	1.00	1.34	1.34	1.34	80	38.5
28-Oct-19	10:34	Fine	CMA5b_1hr_3_001680	2.7784	2.7842	12911.22	12912.22	1.00	1.34	1.34	1.34	80	72.1



Location: MA1e - International Finance Centre (Eastern Wing)

Report on 24-hour TSP monitoring

Action Level ($\mu\text{g}/\text{m}^3$) - 173.4
Limit Level ($\mu\text{g}/\text{m}^3$) - 260

Date	Sampling Time	Weather Condition	Filter paper no.	Filter Weight, g		Elapse Time, hr		Sampling Time, hr	Flow Rate, m^3/min			Total Volume, m^3	TSP Level, $\mu\text{g}/\text{m}^3$
				Initial	Final	Initial	Final		Initial, Q_{si}	Final, Q_{sf}	Average		
27-Sep-19	8:00	Cloudy	MA1e_24hr_000152	2.6788	2.8044	25035.10	25059.10	24.00	1.25	1.25	1.25	1801	69.7
3-Oct-19	8:00	Fine	MA1e_24hr_001939	2.8290	2.8886	25062.10	25086.10	24.00	1.25	1.25	1.25	1797	33.2
9-Oct-19	8:00	Cloudy	MA1e_24hr_000168	2.6519	2.7323	25089.10	25113.10	24.00	1.25	1.25	1.25	1800	44.7
15-Oct-19	8:00	Rainy	MA1e_24hr_000180	2.6654	2.7246	25116.10	25140.10	24.00	1.25	1.26	1.25	1807	32.8
21-Oct-19	8:00	Fine	MA1e_24hr_000193	2.6389	2.7142	25143.10	25167.10	24.00	1.26	1.26	1.26	1819	41.4
26-Oct-19	8:00	Fine	MA1e_24hr_001617	2.7999	2.9124	25170.10	25194.10	24.00	1.30	1.30	1.30	1872	60.1

Report on 1-hour TSP monitoring

Action Level ($\mu\text{g}/\text{m}^3$) - 325.1
Limit Level ($\mu\text{g}/\text{m}^3$) - 500

Date	Sampling Time	Weather Condition	Filter paper no.	Filter Weight, g		Elapse Time, hr		Sampling Time, hr	Flow Rate, m^3/min			Total Volume, m^3	TSP Level, $\mu\text{g}/\text{m}^3$
				Initial	Final	Initial	Final		Initial, Q_{si}	Final, Q_{sf}	Average		
28-Sep-19	8:30	Fine	MA1e_1hr_1_001025	2.7653	2.7758	25059.10	25060.10	1.00	1.25	1.25	1.25	75	140.0
28-Sep-19	9:32	Fine	MA1e_1hr_2_001917	2.8441	2.8537	25060.10	25061.10	1.00	1.25	1.25	1.25	75	128.0
28-Sep-19	10:34	Fine	MA1e_1hr_3_001923	2.8608	2.8670	25061.10	25062.10	1.00	1.25	1.25	1.25	75	82.7
4-Oct-19	8:01	Fine	MA1e_1hr_1_000159	2.6956	2.7008	25086.10	25087.10	1.00	1.25	1.25	1.25	75	69.4
4-Oct-19	9:03	Fine	MA1e_1hr_2_000162	2.6682	2.6706	25087.10	25088.10	1.00	1.25	1.25	1.25	75	32.0
4-Oct-19	10:05	Fine	MA1e_1hr_3_000165	2.6516	2.6555	25088.10	25089.10	1.00	1.25	1.25	1.25	75	52.1
10-Oct-19	8:45	Cloudy	MA1e_1hr_1_000171	2.6930	2.6968	25113.10	25114.10	1.00	1.25	1.25	1.25	75	50.7
10-Oct-19	9:50	Cloudy	MA1e_1hr_2_000174	2.6767	2.6805	25114.10	25115.10	1.00	1.25	1.25	1.25	75	50.7
10-Oct-19	10:55	Cloudy	MA1e_1hr_3_000177	2.7258	2.7306	25115.10	25116.10	1.00	1.25	1.25	1.25	75	64.0
16-Oct-19	8:55	Cloudy	MA1e_1hr_1_000184	2.6670	2.6710	25140.10	25141.10	1.00	1.26	1.26	1.26	75	53.1
16-Oct-19	10:00	Cloudy	MA1e_1hr_2_000187	2.6822	2.6863	25141.10	25142.10	1.00	1.26	1.26	1.26	75	54.4
16-Oct-19	13:00	Cloudy	MA1e_1hr_3_000190	2.6456	2.6490	25142.10	25143.10	1.00	1.26	1.26	1.26	75	45.2
22-Oct-19	9:15	Fine	MA1e_1hr_1_000198	2.6683	2.6705	25167.10	25168.10	1.00	1.26	1.26	1.26	76	29.0
22-Oct-19	10:20	Fine	MA1e_1hr_2_000195	2.6307	2.6352	25168.10	25169.10	1.00	1.26	1.26	1.26	76	59.4
22-Oct-19	13:00	Fine	MA1e_1hr_3_001619	2.8042	2.8100	25169.10	25170.10	1.00	1.26	1.26	1.26	76	76.5
28-Oct-19	8:45	Fine	MA1e_1hr_1_001606	2.7986	2.8024	25194.10	25195.10	1.00	1.30	1.30	1.30	78	48.7
28-Oct-19	9:50	Fine	MA1e_1hr_2_001534	2.7565	2.7607	25195.10	25196.10	1.00	1.30	1.30	1.30	78	53.8
28-Oct-19	10:55	Fine	MA1e_1hr_3_001531	2.7667	2.7733	25196.10	25197.10	1.00	1.30	1.30	1.30	78	84.6



Location: MA1w - International Finance Centre (Western Wing)

Report on 24-hour TSP monitoring

Action Level ($\mu\text{g}/\text{m}^3$) - 173.4

Limit Level ($\mu\text{g}/\text{m}^3$) - 260

Date	Sampling Time	Weather Condition	Filter paper no.	Filter Weight, g		Elapse Time, hr		Sampling Time, hr	Flow Rate, m^3/min			Total Volume, m^3	TSP Level, $\mu\text{g}/\text{m}^3$
				Initial	Final	Initial	Final		Initial, Q_{si}	Final, Q_{sf}	Average		
27-Sep-19	8:00	Cloudy	MA1w_24hr_000153	2.6935	2.8339	24753.41	24777.41	24.00	0.80	1.13	0.97	1394	100.7
3-Oct-19	8:00	Fine	MA1w_24hr_001938	2.8490	2.9585	24780.41	24804.41	24.00	0.81	1.19	1.00	1438	76.1
9-Oct-19	8:00	Cloudy	MA1w_24hr_000169	2.6925	2.8344	24807.41	24831.41	24.00	0.79	1.19	0.99	1427	99.4
15-Oct-19	8:00	Rainy	MA1w_24hr_000181	2.6783	2.7535	24834.41	24858.41	24.00	0.73	1.08	0.91	1305	57.6
21-Oct-19	8:00	Fine	MA1w_24hr_000194	2.6540	2.8404	24861.41	24885.41	24.00	1.18	1.47	1.33	1910	97.6
26-Oct-19	8:00	Fine	MA1w_24hr_001616	2.7899	2.9818	24888.41	24912.41	24.00	1.20	1.77	1.48	2137	89.8

Report on 1-hour TSP monitoring

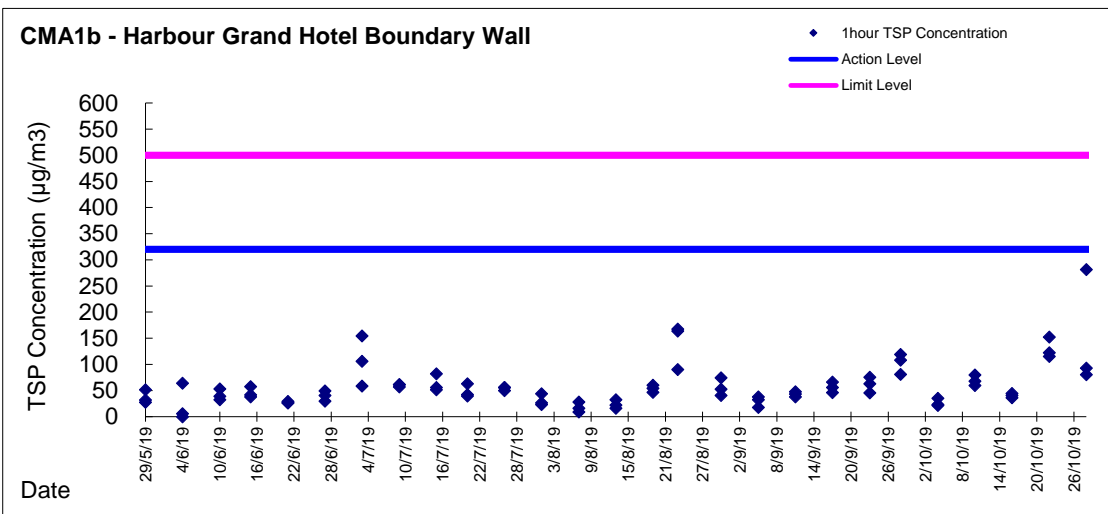
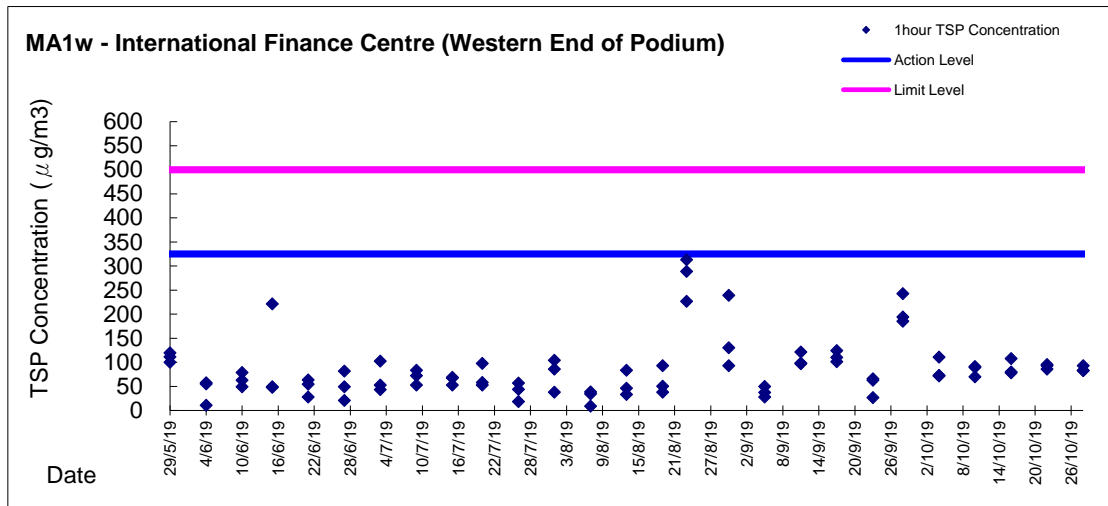
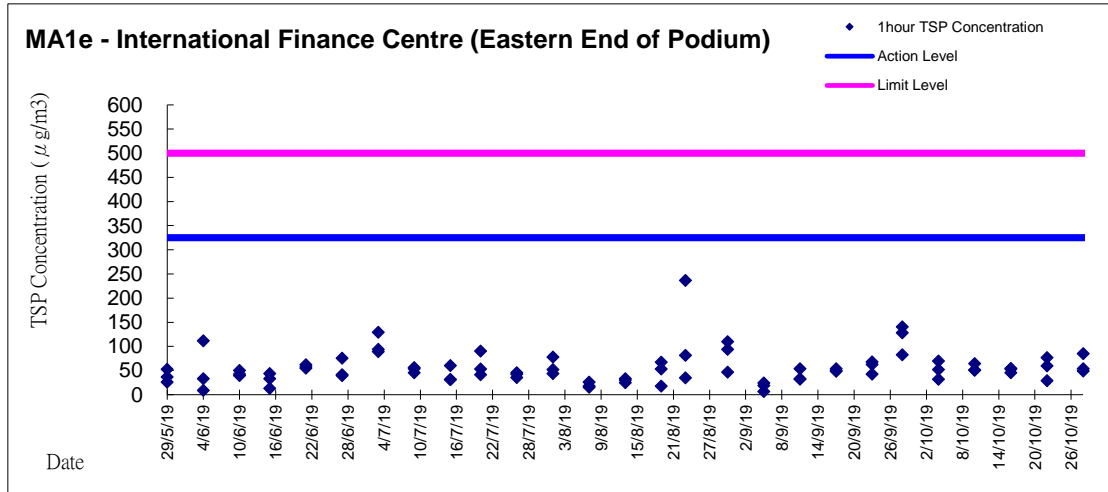
Action Level ($\mu\text{g}/\text{m}^3$) - 325.1

Limit Level ($\mu\text{g}/\text{m}^3$) - 500

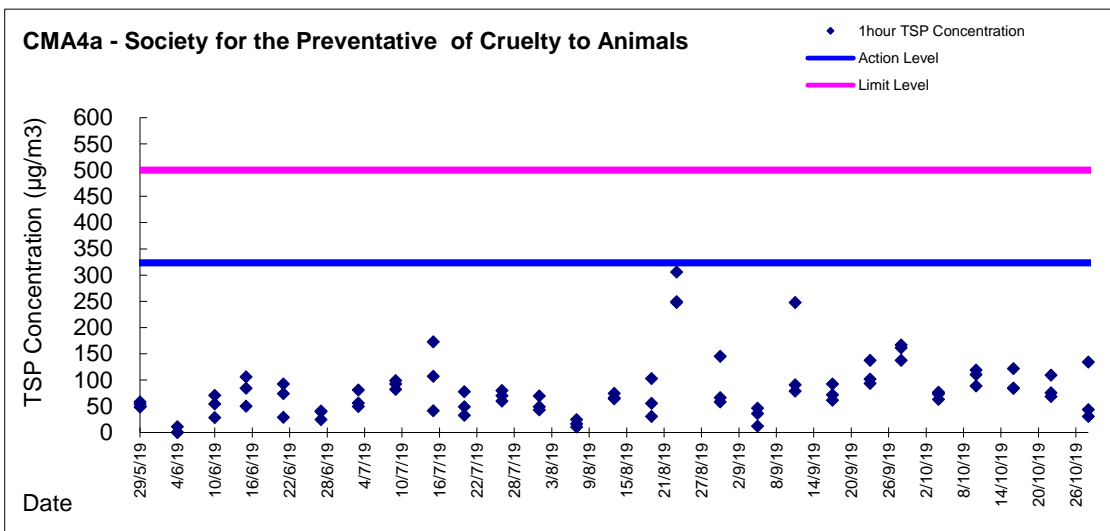
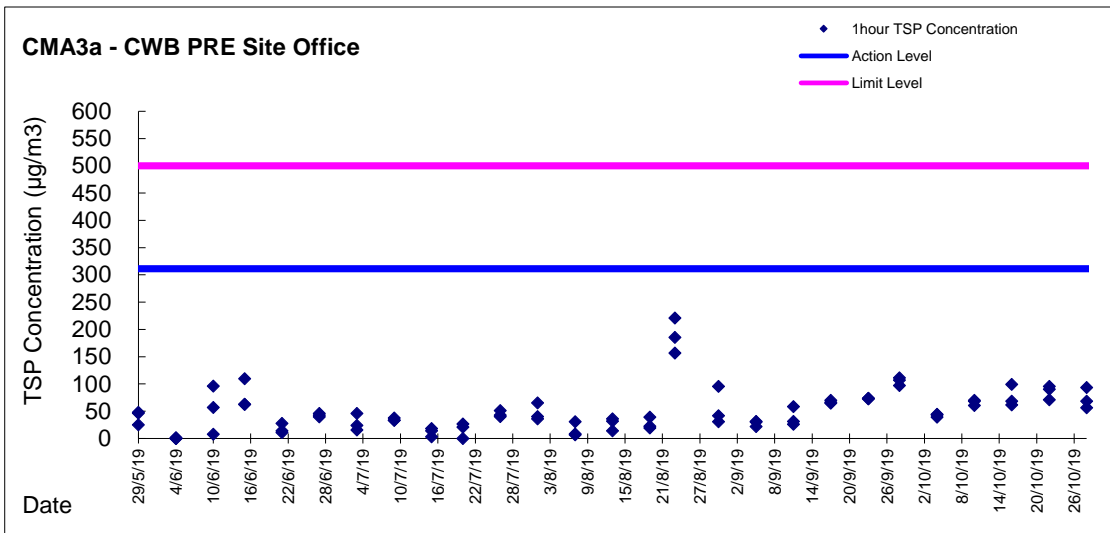
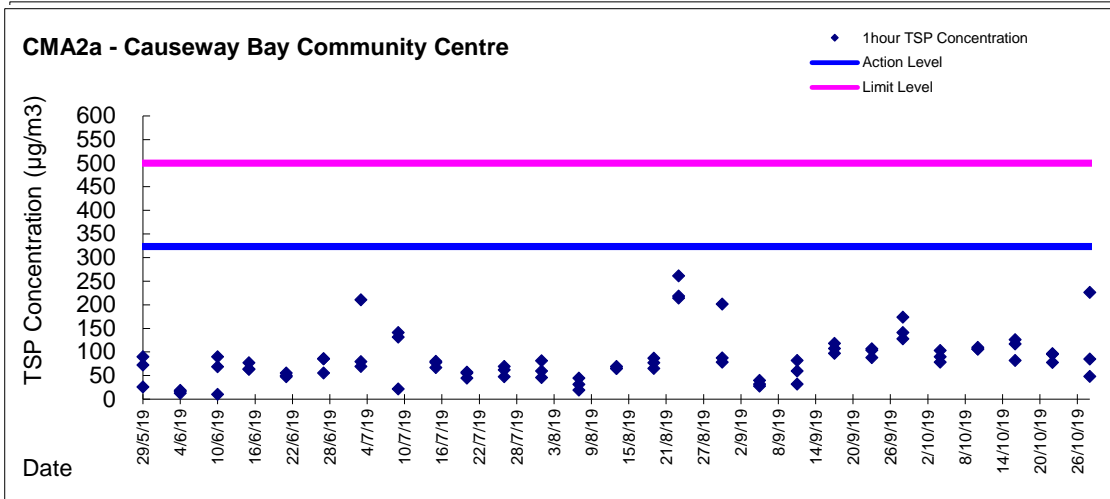
Date	Sampling Time	Weather Condition	Filter paper no.	Filter Weight, g		Elapse Time, hr		Sampling Time, hr	Flow Rate, m^3/min			Total Volume, m^3	TSP Level, $\mu\text{g}/\text{m}^3$
				Initial	Final	Initial	Final		Initial, Q_{si}	Final, Q_{sf}	Average		
28-Sep-19	8:35	Fine	MA1w_1hr_1_001026	2.7622	2.7754	24777.41	24778.41	1.00	1.13	1.13	1.13	68	194.2
28-Sep-19	9:37	Fine	MA1w_1hr_2_001999	2.8068	2.8194	24778.41	24779.41	1.00	1.13	1.13	1.13	68	185.4
28-Sep-19	10:39	Fine	MA1w_1hr_3_001922	2.8302	2.8467	24779.41	24780.41	1.00	1.13	1.13	1.13	68	242.8
4-Oct-19	8:05	Fine	MA1w_1hr_1_000160	2.7055	2.7134	24804.41	24805.41	1.00	1.19	1.19	1.19	71	111.0
4-Oct-19	9:10	Fine	MA1w_1hr_2_000163	2.6721	2.6772	24805.41	24806.41	1.00	1.19	1.19	1.19	71	71.6
4-Oct-19	10:15	Fine	MA1w_1hr_3_000166	2.6509	2.6561	24806.41	24807.41	1.00	1.19	1.19	1.19	71	73.0
10-Oct-19	8:40	Cloudy	MA1w_1hr_1_000172	2.6784	2.6848	24831.41	24832.41	1.00	1.19	1.19	1.19	71	89.7
10-Oct-19	9:45	Cloudy	MA1w_1hr_2_000175	2.7254	2.7319	24832.41	24833.41	1.00	1.19	1.19	1.19	71	91.2
10-Oct-19	10:50	Cloudy	MA1w_1hr_3_000178	2.6651	2.6701	24833.41	24834.41	1.00	1.19	1.19	1.19	71	70.1
16-Oct-19	9:00	Cloudy	MA1w_1hr_1_000185	2.6745	2.6815	24858.41	24859.41	1.00	1.08	1.08	1.08	65	107.7
16-Oct-19	10:05	Cloudy	MA1w_1hr_2_000188	2.6451	2.6503	24859.41	24860.41	1.00	1.08	1.08	1.08	65	80.0
16-Oct-19	13:00	Cloudy	MA1w_1hr_3_000191	2.6462	2.6513	24860.41	24861.41	1.00	1.08	1.08	1.08	65	78.5
22-Oct-19	9:20	Fine	MA1w_1hr_1_000199	2.6485	2.6567	24885.41	24886.41	1.00	1.47	1.47	1.47	88	93.0
22-Oct-19	10:25	Fine	MA1w_1hr_2_000196	2.6635	2.6719	24886.41	24887.41	1.00	1.47	1.47	1.47	88	95.3
22-Oct-19	13:00	Fine	MA1w_1hr_3_001618	2.7637	2.7713	24887.41	24888.41	1.00	1.47	1.47	1.47	88	86.2
28-Oct-19	8:48	Fine	MA1w_1hr_1_001607	2.7618	2.7706	24912.41	24913.41	1.00	1.77	1.77	1.77	106	82.7
28-Oct-19	9:52	Fine	MA1w_1hr_2_001533	2.7749	2.7848	24913.41	24914.41	1.00	1.77	1.77	1.77	106	93.1
28-Oct-19	10:58	Fine	MA1w_1hr_3_001530	2.7455	2.7543	24914.41	24915.41	1.00	1.77	1.77	1.77	106	82.7



Graphic Presentation of 1 hour TSP Result

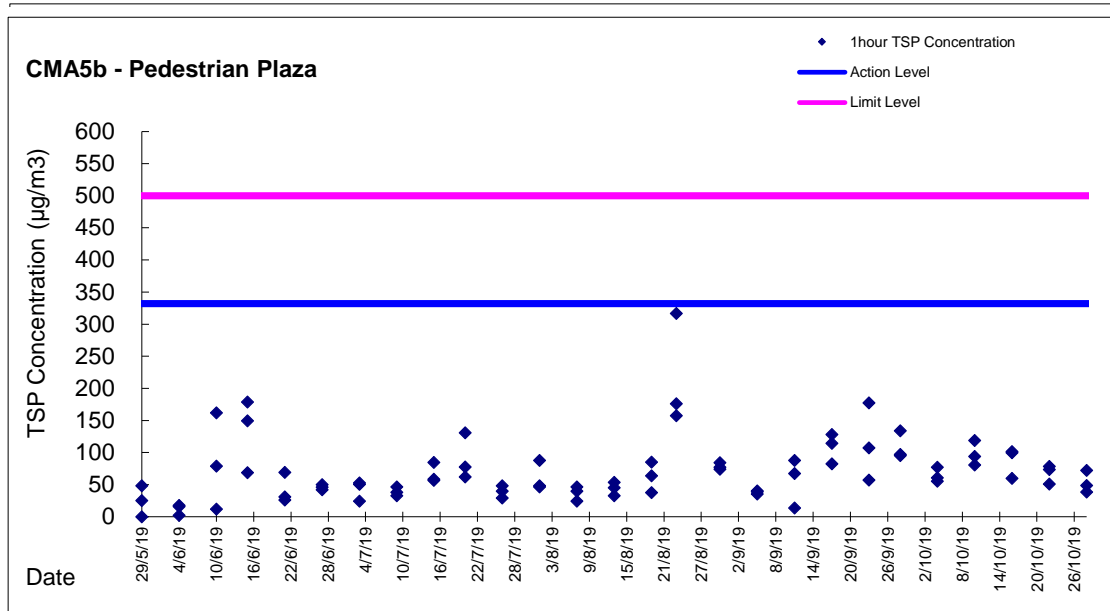


Graphic Presentation of 1 hour TSP Result

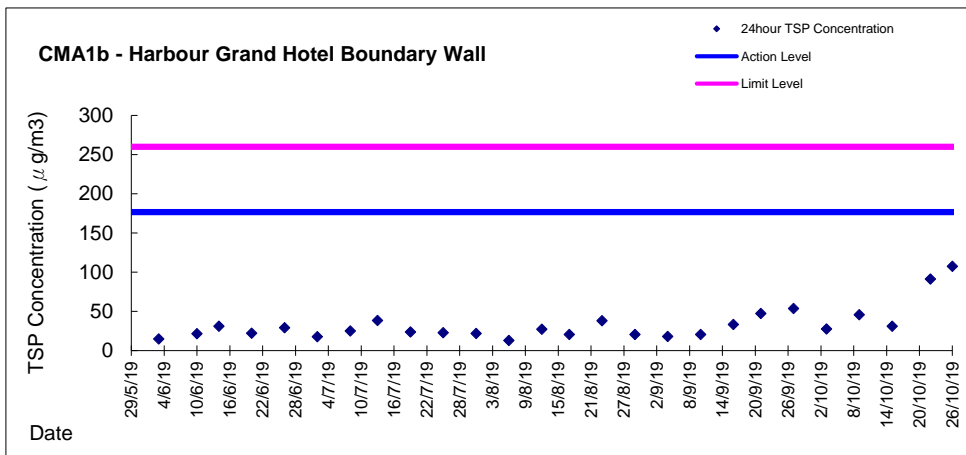
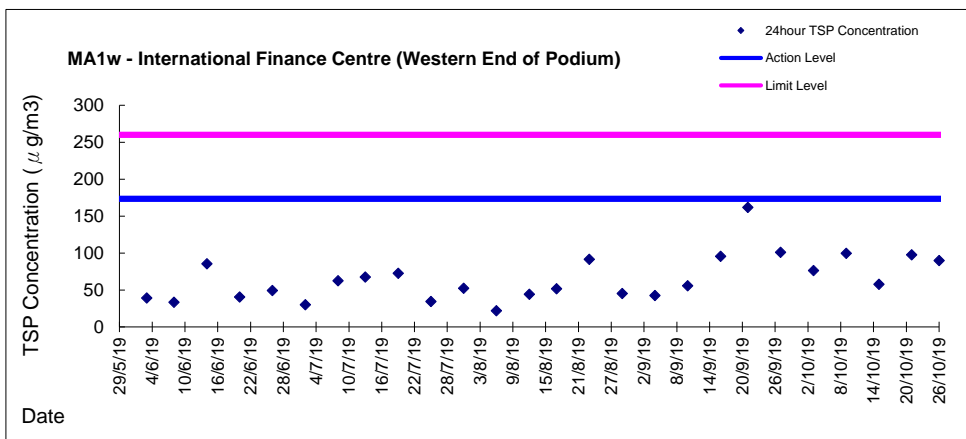
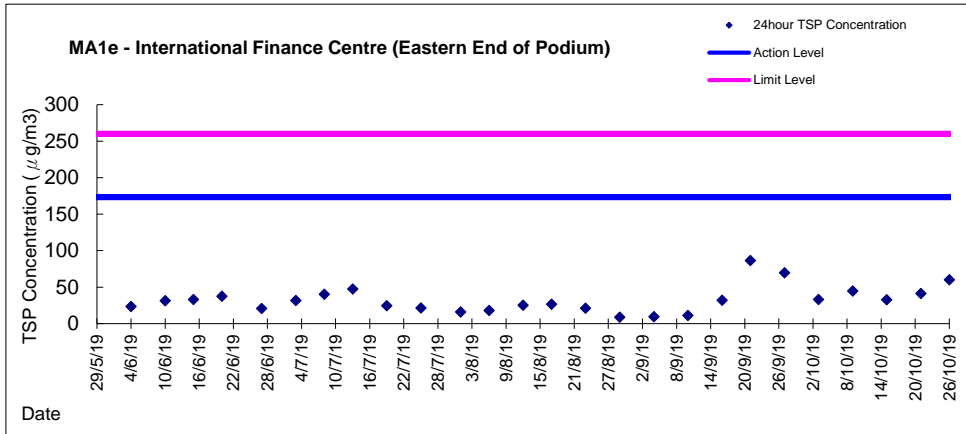




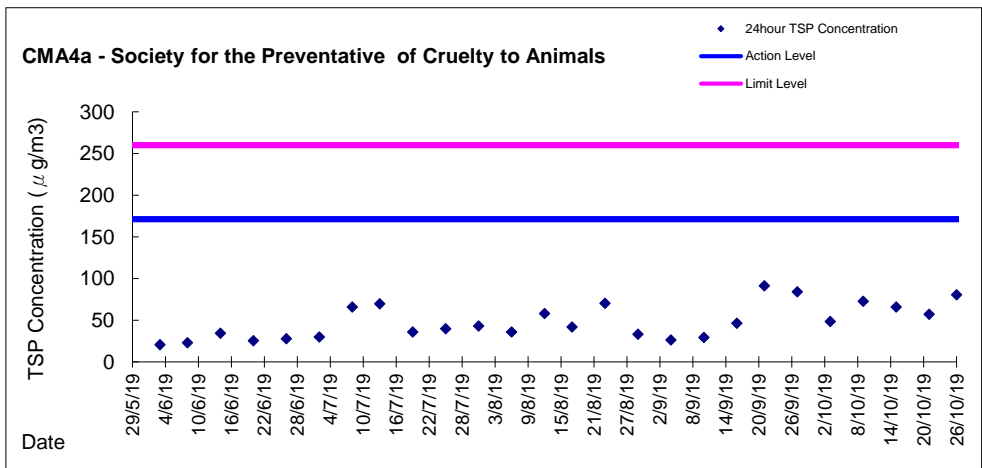
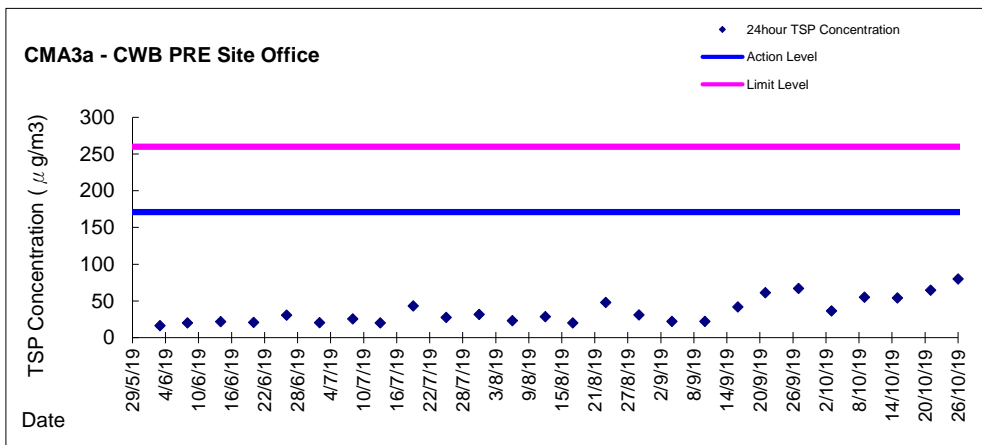
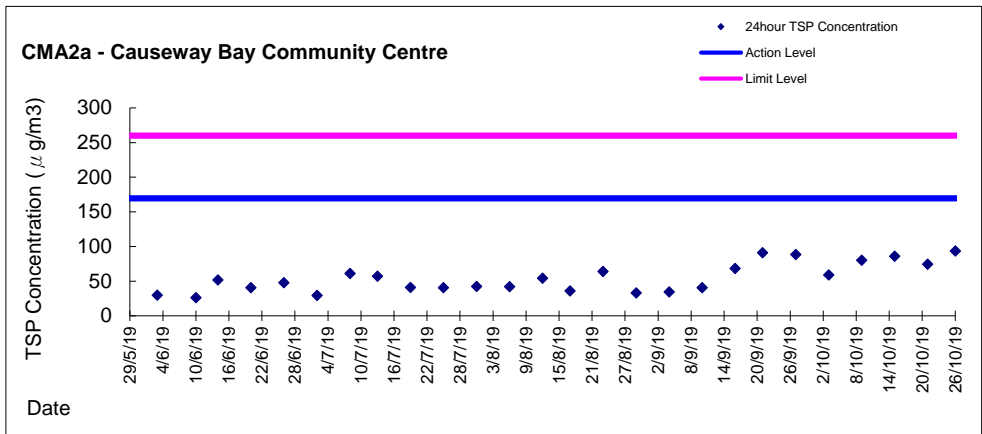
Graphic Presentation of 1 hour TSP Result



Graphic Presentation of 24 hour TSP Result



Graphic Presentation of 24 hour TSP Result



Graphic Presentation of 24 hour TSP Result

